



# TOSO

## Window Treatment Product Guide

TOSO

---

## Table of Contents

Brief Profile and The 10K Test	4
Project References	5
Uncorded Curtain Rails	6
Cord-Operated Curtain Rails	8
Accessories	9
Healthcare Curtain Rails	10
Skylight Rails	11
Motorized Curtain Rails	12
Remote Controls	13
Manual Roman Blinds	14
Motorized Roman Blinds	15
Manual Roller Blinds	16
Motorized Roller Blinds	17
Special Applications	18
Venetian Blinds	19
Premium Blinds	20
Decorative Curtain Rails	22



Mytec-01 Roller Blinds at Pierchic, Madinat Jumeirah, Dubai

ABOUT THIS GUIDE


This brief guide is linked to online product pages that include installation drawings and detailed PDF catalogs.

Scan QR code to visit the corresponding webpage and access latest product details.

Please ensure that you have a QR reader installed in your pad /phone device.

QR reader software can be downloaded from the device applications store.

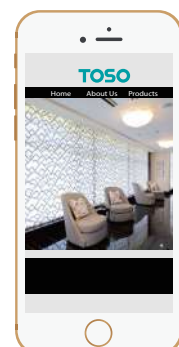

HOW TO SCAN QR CODES



**Note:**  
For more details click on the QR codes to view the webpage.



Point pad /phone camera to scan QR code



Webpage will open in the browser

# THE 10K TEST DURABILITY, CONFIRMED.

During design and development of every TOSO product, a prototype is prepared in typical dimensions (e.g., 2.0mW x 3.0mH manual roller blind with solarscreen). The prototype is subjected to 10,000 cycles of full-open and full-close. Then the prototype and its components are carefully analyzed by TOSO product design department. The product would pass the test and be approved for mass production only if there is no decrease in its performance, and no wear-out of the components after the 10K test.

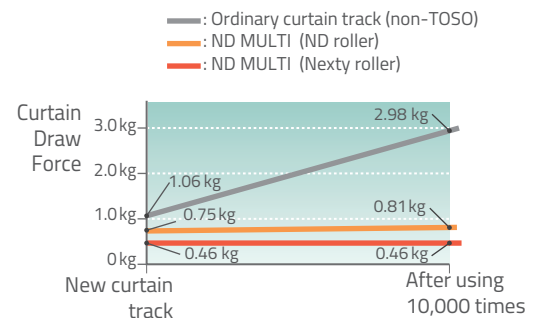
This is how TOSO confirms the quality and durability of its products.



Acoustic Evaluation During 10K Test for TOSO CM2000 + Powerful Motorized Curtain Rail

An Example of 10K Test:

Manual curtain rails are tested for draw force that is required to operate the curtains after exerting 10,000 open & close cycles for a curtain panel that weighs 10 kg. The result is illustrated in the graph.



Curtain Track Durability Test Result



## Toso Company at a glance:

Japan's leading manufacturer of curtain tracks and blinds

Established in year 1949

Public owned and listed in The Tokyo Stock Exchange

1,170 Million Yen capital

1000 Approx. employees

Business line: development, manufacturing, and marketing of window covering products

Head office in Tokyo, Japan

Manufacturing Centers: Tsukuba and Mitsukaido Plants (suburbs of Tokyo); TII Plant in Jak, Indonesia

Licensed by Japan's Ministry of Land, Infrastructure and Transport - License No. 16989

ISO9001 Certification: JQA-QM5920

ISO14001 Certification: JQA-EM2416



Head Office



Showroom at TOSO Plaza, Tokyo



Dubai Warehouse

# RELIABILITY PROVEN OVER THE YEARS!

PROJECT REFERENCES



**28**  
YEARS

Dai-ich Hotel  
Tokyo Seafort



**28**  
YEARS

The Sukhothai Beaufort, Bangkok



**34**  
YEARS

Pan Pacific, Singapore



**29**  
YEARS

Tokyo Metropolitan  
Government Building

The outstanding quality and reliability of TOSO products are proven with numerous installations for tens of years. In most of these properties TOSO motorized and manual products are still operating perfectly.

Such product durability provides unsurpassed value to property owners and operators.

In fact quite often TOSO products are chosen to replace other failing products. Hence, experienced developers and designers insist on having TOSO products installed at their properties.



**19**  
YEARS

The Fullerton Hotel, Singapore



**30**  
YEARS

The Peninsula, Hong Kong



**37**  
YEARS

The Imperial Hotel, Tokyo



**26**  
YEARS

The Shangri-La, Kuala Lumpur



**7**  
YEARS

Al-Bahr Towers, Abu Dhabi



**16**  
YEARS

Mövenpick Anwar Al Madinah, KSA




**29**  
YEARS

Fairmont Singapore




**10**  
YEARS

Taj Mahal Palace, India



**12**  
YEARS

Park Hyatt Shanghai



**12**  
YEARS

Atlantis The Palm, Dubai



**24**  
YEARS

Grand Nikko Tokyo



## NEW DELAC

Hyatt Place Baniyas, Dubai

## WAVE STYLE (RIPPLE-FOLD)



Wave Style Sheer Curtains, TOSO Show Unit, Japan

### NEW DELAC UNCORDED CURTAIN RAIL

The most durable and versatile manual track for typical curtains.

Proven performance with more than 10 million meters installed worldwide.

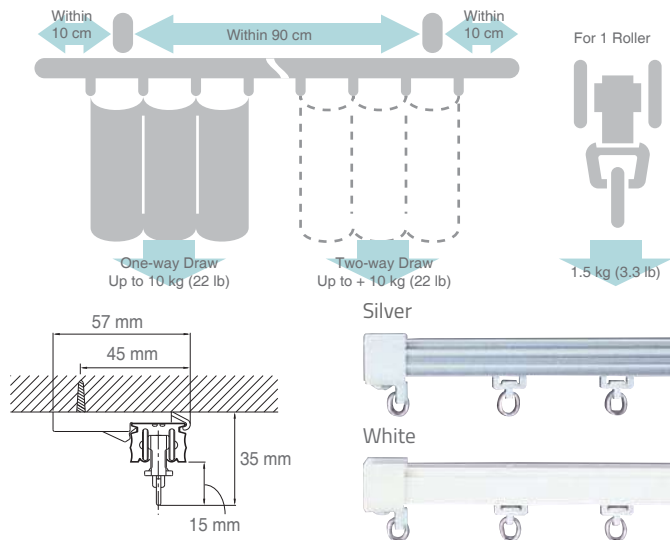
Can also be used as hospital cubicle rail, IV rail, and art hanging rail.

Features magnetic carriers to ensure closure of curtains with a "click".

Smooth and reliable operation thanks to rollers with two 12mm diameter wheels and a stainless-steel swivel ring.

Available in Wave Style (ripple fold) 

#### BRACKET INSTALLATION INTERVAL & ALLOWABLE LOAD




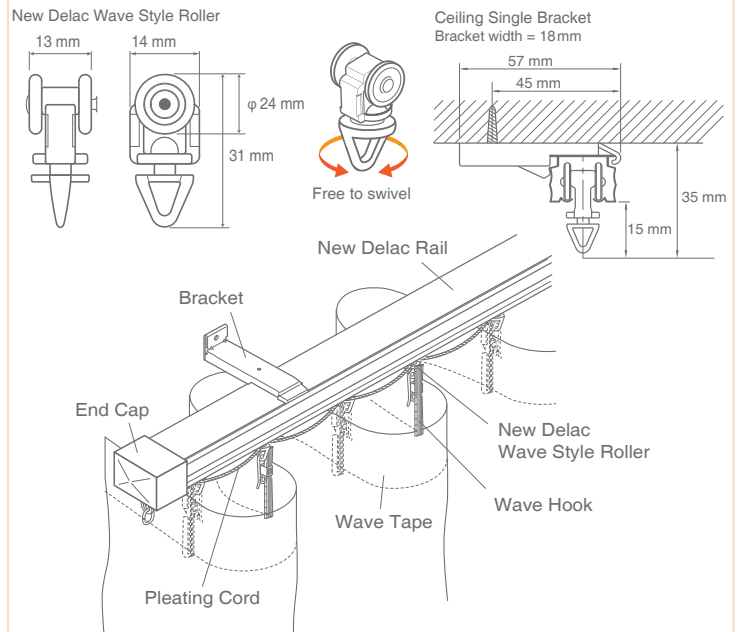
### WAVE STYLE COMPONENTS

Complete system to achieve perfect ripple-fold curtains.

Smooth and reliable operation thanks to rollers with dual wheels and swivel hook attachment.

Features magnetic carriers to ensure closure of curtains with a "click".

Wave-style components include: WS Rollers, WS Magnetic Carriers, Pleating Cord (pitch-keeper), Wave Tape and Wave Hooks.



Swissôtel Al Ghurair & Swissôtel Living Al Ghurair, Dubai



# MULTI ND



Swissôtel Al Ghurair & Swissôtel Living Al Ghurair, Dubai

# REFRE



Swissôtel Al Ghurair & Swissôtel Living Al Ghurair, Dubai

## MULTI-CHANNEL CURTAIN RAIL

European style multi-channel track with the outstanding reliability of TOSO New Delac components.

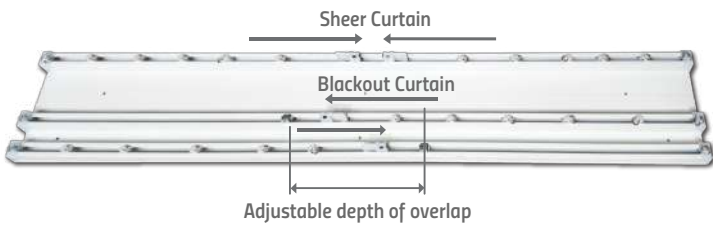
Two channels for overlapping main curtain panels, and one channel for sheer curtains.

Adjustable overlap of main curtains by positions of intermediate stoppers.

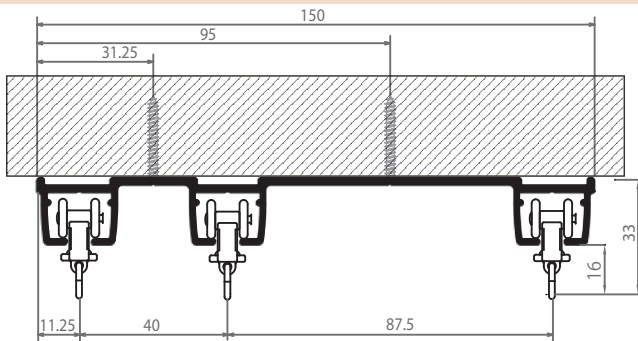
Features magnetic carriers to ensure closure of curtains with a "click"

Available internal splices to connect extra-long tracks.

Available in Wave Style (ripple fold) 



### INSTALLATION DIMENSIONS



Parts	Material	
Roller	Plate	Hard polyethylene
	Wheel	Hard polyethylene
	Oval ring	Stainless steel
End Cap	Body	Nylon
	Oval ring	Stainless steel
Rail	White Finish	Aluminium alloy

For 1 Roller



NDL20 Splice to connect rail profile 

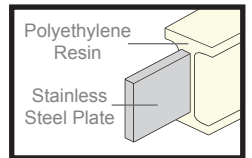
## FLEXIBLE CURTAIN RAIL

Flexible rail made of engineered plastics reinforced with stainless steel core.

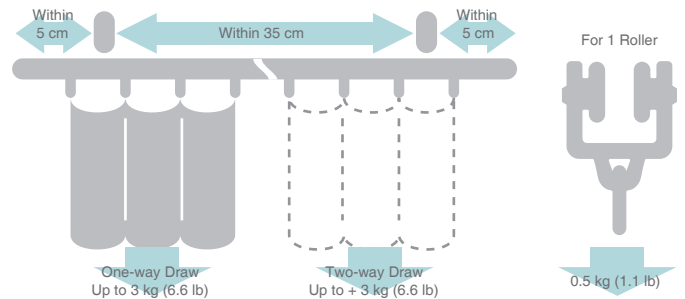
Easy to cut and bend into any shape during installation.

Smooth operation of wheeled rollers, and magnetic carriers.

Packaged in 25m professional pack, and attractive 3m retail pack.

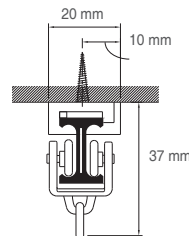


### BRACKET INSTALLATION INTERVAL AND ALLOWABLE LOAD

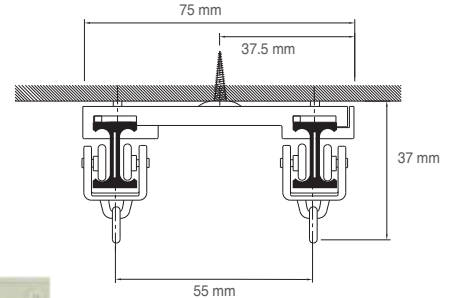


### INSTALLATION DIMENSIONS

Ceiling Single Bracket



Ceiling Double Bracket



Warm White 



3m Retail Pack



25m Professional Kit

## NEW DELAC



Three Towers Hotel Apartments, Dubai



## SUPERTRAC



Heavy Vinyl Curtains at Industrial Painting Factory, Ras Al Khaimah



## THEATRAC



Kidzania Theater, Dubai Mall

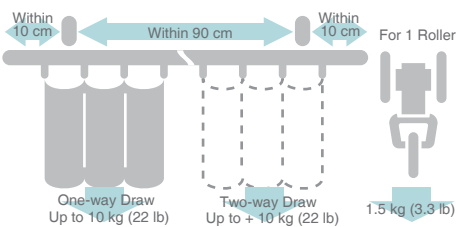


### CORD-OPERATED CURTAIN RAIL

Versatile cord-operated rail suitable for typical curtains. Durable pulleys and wheeled rollers provide smooth operation. Heavy-duty master rollers provide deep overlap at center.

Available in Wave Style (ripple fold) 

#### Bracket Installation Interval & Allowable Load




#### ALLOWABLE SPECIFICATIONS


Max Width	Max Curtain Wt	Bendable
5 m	20 Kg	No

#### MASTER ROLLER OPTIONS

Standard master roller set



Heavy-duty master roller set with deep overlap



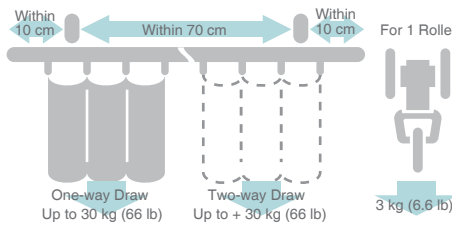
### HEAVY DUTY CORDED RAIL

Cord-operated rail for heavy curtains.

Can be curved cord-operated with special kit.

Available components for overlapping cord-operated rails.

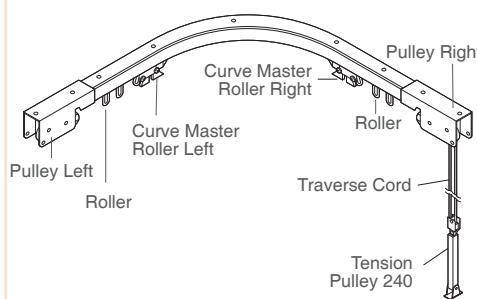
#### Bracket Installation Interval & Allowable Load



#### ALLOWABLE SPECIFICATIONS

Max Width	Max Curtain Wt	Bendable
8 m	60 kg	Yes

#### SCHEMATIC DRAWING



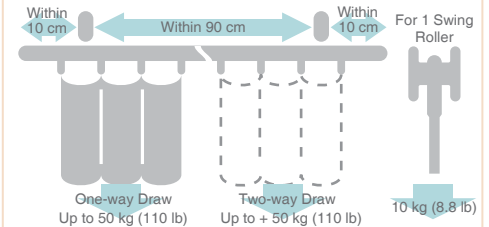
### EXTRA HEAVY DUTY CORDED RAIL

Extra-strong rail for the heaviest curtains of theaters, and for hanging of heavy objects.

Very smooth operation thanks to its double-wheeled rollers with sealed bearings.

Can be attached to structural beams and pipes with special bracket / adapter.

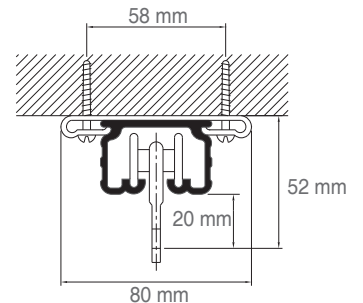
#### Bracket Installation Interval & Allowable Load



#### ALLOWABLE SPECIFICATIONS

Max Width	Max Curtain Wt	Bendable
N/A	100 kg	No

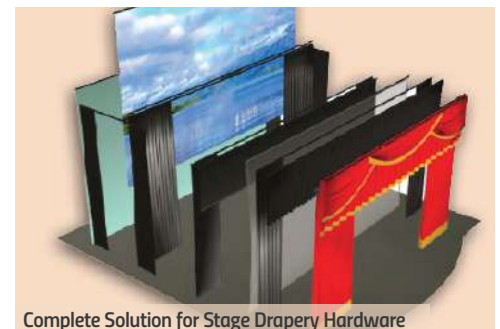
#### INSTALLATION DETAIL



The Address Dubai Marina



Industrial Painting Factory, Ras Al Khaimah



Complete Solution for Stage Drapery Hardware



# CM 2000



# SUPER SELFIE



# ACCESSORIES

## Tension Pulleys

Available in various sizes to suite the type and dimensions of cord-operated curtain rails.



## Wands

Pull wands / batons with heavy-duty swivel snaps

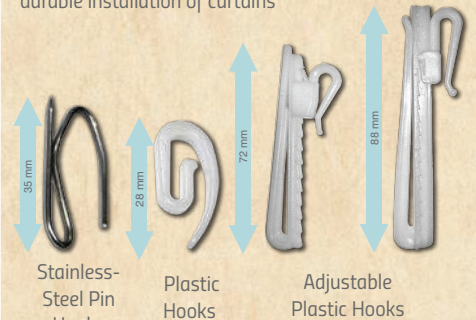


Solid Clear Acrylic 12mm diameter  
Available in:  
150cm  
120cm  
90cm

Solid Fiberglass 9.5mm diameter, off-white  
Available in:  
180cm  
150cm  
120cm

## Curtain Hooks

Various types of professional quality hooks for durable installation of curtains



## Curtain Weights

Variety of weights for fabrication of curtains and Roman blinds.



Weight Chains Available in 20g/m and 50g/m

50 g Weight for Curtains / Blinds

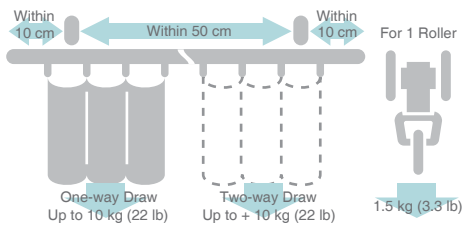
## BENDABLE CORDED RAIL

Designed for curved drapes with two separate cord channels that allow for S-shape curved rails.

Available option as cord draw rail for sloping windows.

Available in Wave Style (ripple fold) 

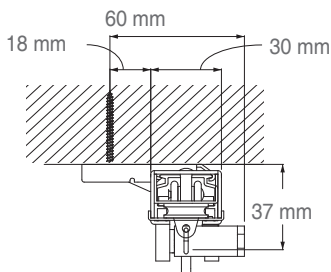
### Bracket Installation Interval & Allowable Load



### ALLOWABLE SPECIFICATIONS

Max Width	Max Curtain Wt (kg)	Bendable
10 m	30 kg	Yes

### INSTALLATION DETAIL



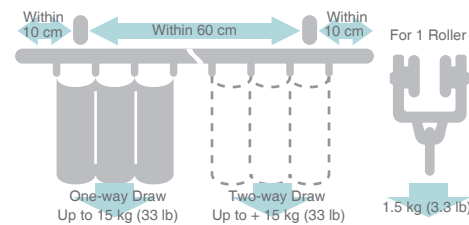
## ON SITE BENDABLE RAIL

Cord draw curtain track can be curved on site without using a bending machine.

Can be used for a 10 kg one-way draw curtain, or for a 20 kg two-way draw curtain when curved.

Available in un-corded version as well.


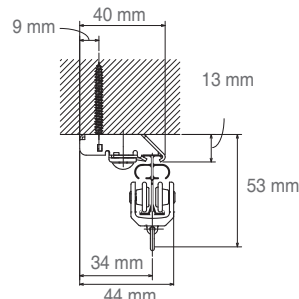
### Bracket Installation Interval & Allowable Load



### ALLOWABLE SPECIFICATIONS

Max Width	Max Curtain Wt (kg)	Bendable
10 m	30 kg	Yes

### INSTALLATION DETAIL



St. Regis Osaka



Large Curved Draperies



Magnet Tieback Hook

PARTRAC



REFRE



IV RAIL



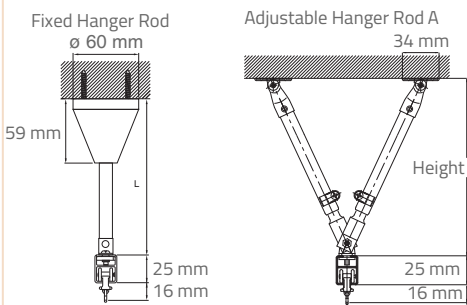
HEALTHCARE CUBICLE RAIL

Wide variety of components allow formation of any layout of cubicles.

Features magnetic carriers to ensure closure of curtains with a "click".

Smooth and reliable operation thanks to rollers with two 12mm diameter wheels and stainless-steel swivel ring.

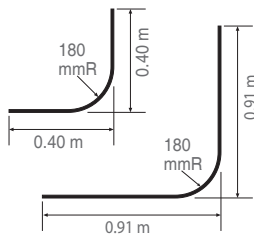
INSTALLATION DETAILS



Bendable: Yes

STANDARD CURVED RAILS

Available standard curved rails allow for quick and efficient installation -eliminating the need to custom bending.



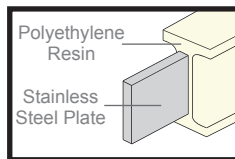
FLEXIBLE CUBICLE RAIL

Flexible rail that allows quick and easy installation of curved or straight cubicles.

Available in 25m rolled rails for efficient handling, cutting, and forming on-site.

Features magnetic carriers to ensure closure of curtains with a "click".

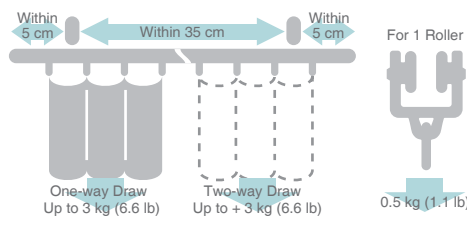
Smooth operation of wheeled rollers.



Made of engineered plastics reinforced with stainless steel core.



Bracket Installation Interval & Allowable Curtain Load



INTRAVENOUS RAIL

A safe alternative to traditional IV floor stands.

Allows positioning of IV bottles anywhere above the bed, and saves floor space.

Smooth roller hooks that can be loaded up to 10 kgs, and have "breaks" that prevents it from moving once loaded.



IV BOTTLES HOOKS




ALLOWABLE SPECIFICATIONS

Products	Hooks	Length (mm)	Allowable Load
B1000-P5	5	638 - 1,000	Lower hook: 5 kg Other hooks: 1 kg
B1200-P5		738 - 1,200	
A600-P3	3	600	Lower hook: 5 kg Other hooks: 1 kg
A800-P3		800	
A600-P1	1	600	Lower hook: 5 kg
A800-P1		800	



Al Sharq Hospital, Fujairah



Jikei University Hospital, Tokyo

# SUPERTRAC



Novotel Hotel, Fujairah



# SUPERTRAC & NEW DELAC



## MOTORIZED SKYLIGHT RAIL

Heavy-duty motorized retractable skylight shading system.

Highly UV-resistant and durable construction with 1.5mm<sup>2</sup> stainless steel traverse cable.

Equipped with thermal pair relay controller to ensure synchronous operation of the dual motors, and to protect the system in case one motor stops.

### ALLOWABLE SPECIFICATIONS

Maximum Width	Maximum Length
3.0 m	10.0 m

### MAXIMUM SHADE WEIGHT VS. SLOPPING ANGLE

0°	15°	20°	30°	45°
110 kg	34 kg	15 kg	9 kg	7 kg

### SYSTEM IMAGE



Novotel Hotel, Fujairah

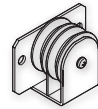
## CORD-OPERATED SKYLIGHT RAIL

Manual retractable skylight shading track.

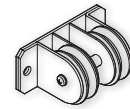
Provides smooth and light operation thanks to wheeled rollers and efficient pulleys.

New Delac is suitable for light-weight fabrics and small skylights, whereas Supertrac is ideal for heavy fabrics and larger skylight.

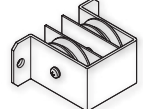
Three types of Support Pulleys are available for diverting the cord to accessible location.



Support Pulley A


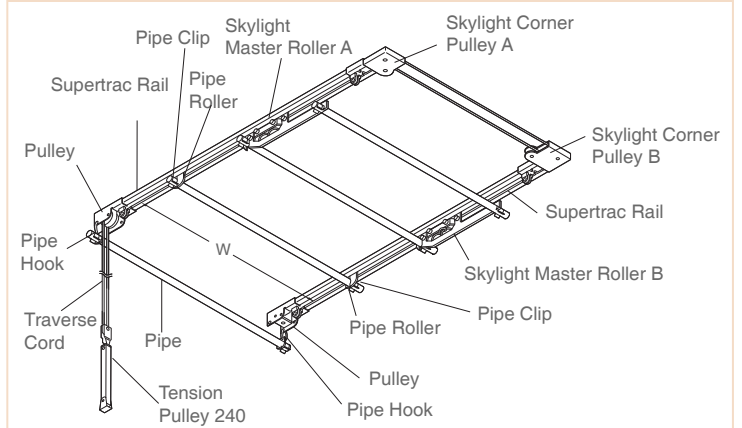


Support Pulley B



Support Pulley C

### SCHEMATIC DRAWING



Media Rotana Hotel, Dubai

## PROGRESS



XIV Hakone Imperial Resort, Japan



## POWERFUL + CM2000



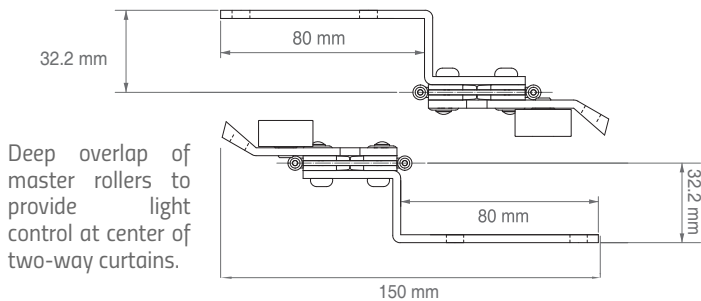
### ADVANCED MOTORIZED CURTAIN RAIL

- The most reliable motorized curtain track with hand-draw operation.
- Built-in controller unit allows integration with various controls.
- Automatically identifies and set Open and Close operation limits.
- Can be curved to various shapes.
- Option to operate curtains by touch motion.
- Deep overlap of master rollers to ensure light control for two-way curtains.

Available in Wave Style (ripple fold) 

#### ALLOWABLE SPECIFICATIONS

Motor Type (Straight Rails)	Max Curtain Wt. (kg)	Max Rail Length (m)	Speed (sec/m)	Bendable
Progress 80	80 kg	15 m	5 - 10	Yes
Progress 50	50 kg	15 m	5 - 10	
Progress 25	25 kg	15 m	5 - 10 variable	



### MOTORIZED CURTAIN RAIL

- Cost-efficient motorized curtain rail.
- Can be curved to various shapes.
- Traverse operation is based on Kevlar cord for maximum strength and reliability.

Available in Wave Style (ripple fold) 


#### ALLOWABLE SPECIFICATIONS

Motor Type (Straight Rails)	Max Curtain Wt. (kg)	Max Rail Length (m)	Speed (sec/m)	Bendable
Powerful Little N3L	2 way draw 30 kg	10 m	5	Yes

### REMOTE CONTROLS


2.4 GHz remote control receivers and transmitters can be used to operate individual products or to provide complete control solution for multi-floor or multi-building project.

FM Remote-Control Receiver 2.4G



Communicate on 3 alternate wave lengths for interference-free transmission.

Multi Transmitter provides wireless control to large number of products -max. of 120 units (6ch x 20 zones).



Large Motorized Drapes at Private Residence



Motorized Sheer Curtains at Swissôtel Al Ghurair & Swissôtel Living Al Ghurair, Dubai

# POWERFUL + SUPERTRAC



Presidential Suite, The H, Dubai



# POWERFUL + THEATRAC



Hartland International School Theater, Dubai



## HEAVY DUTY MOTORIZED CURTAIN RAIL

Motorized curtain rail suitable for large and heavy-weight draperies.

Traverse operation is based on 1.5 mm<sup>2</sup> braided stainless steel cables for maximum strength and reliability.

Features external limit switches to protect motor from over-heating.

Available for straight, curved, arched, sloped and skylight windows.

Refer to online catalog for specifications of curved and arched rails.

### ALLOWABLE SPECIFICATIONS

Motor Type (Straight Rails)	Max Curtain Wt. (kg)	Max Rail Length (m)	Speed (sec/m)	Bendable
Powerful 3L / 4P	80 kg	20 m	5	YES
Powerful 3L /4P-HM	80 kg	10 m	9	
Powerful 4P-HL	80 kg	10 m	18	
Powerful Little N3L	30 kg	20 m	5	

## EXTRA HEAVY DUTY MOTORIZED CURTAIN RAIL

Motorized rail for extra-heavy draperies such as at theaters and gymnasiums.

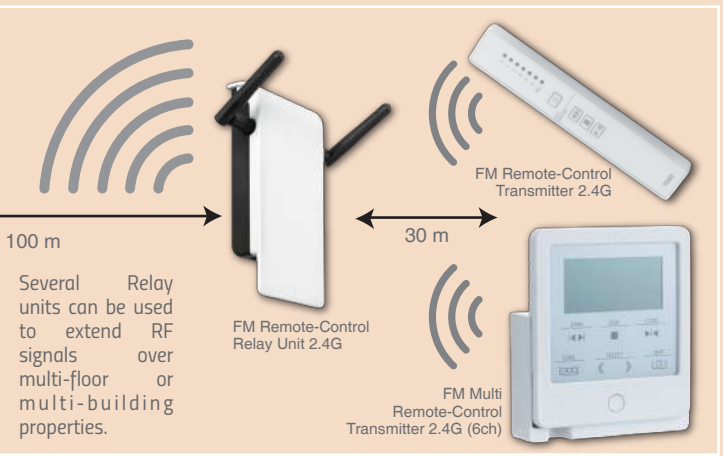
Traverse operation is based on 2.5 mm<sup>2</sup> braided stainless steel cables for maximum strength and reliability.

Features external limit switches to protect motor from over-heating.

Available for installation attached to structural pipes with special bracket / adapter.

### ALLOWABLE SPECIFICATIONS

Motor Type	Max Curtain Wt. (kg)	Max Rail Length (m)	Speed (sec/m)	Bendable
Powerful 3L / 4P	80 kg	20 m	3	No
Powerful 3L /4P-HM	100 kg	20 m	5	
Powerful 4P-HL	120 kg	10 m	10	



### THEATRAC SWING ROLLER



Theatrak Swing Roller with sealed stainless-steel bearings provides smooth operation of up to 10 kgs load per roller.


### CARPET HANGER ROLLER



Roller for heavy loads such as decorative panels or to display carpets in showrooms. Allowable load is 15 kgs.



Banquette Hall at The Address Dubai Marina




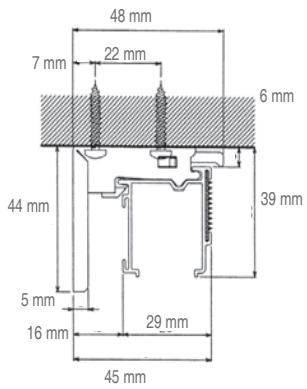


Motorized Stainless Steel Screen at Hyatt Place Baniyas, Dubai



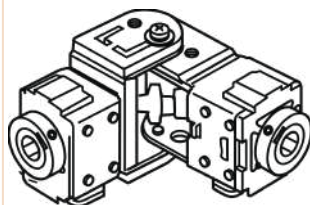
Creaty Gear Type at Jumeirah Mina A'Salam, Dubai

## MANUAL ROMAN BLINDS LINEUP

CLUTCH TYPE		GEAR TYPE		CORD TYPE
SINGLE	TWIN	SINGLE		SINGLE / TWIN
<p>Clutch mechanism provides "semi-automatic" operation that closes the blind with a slight pull of the chain.</p> <p>Equipped with speed controller to slow down the descent of blind.</p>	<p>Compact track to operate two layers of Roman blinds with clutch mechanism and speed controller.</p> <p>Available option of one chain operation.</p>	<p>Easy and light operation of heavy blinds thanks to the efficient gear mechanism with 1:5 ratio.</p> <p>Intuitive operation makes it ideal for public areas</p>		<p>Suitable for narrow windows.</p> <p>Easy to operate cord lock.</p> <p>Available in Twin Cord type as well.</p>
<b>ALLOWABLE SIZE</b>	<b>ALLOWABLE SIZE</b>	<b>ALLOWABLE SIZE</b>		<b>ALLOWABLE SIZE</b>
Width: 300–4,000 mm Height: 480–4,000 mm	Width: 300–4,000 mm Height: 480–4,000 mm	Width: 300–4,000 mm Height: 480–4,000 mm		Width: 180–2,400 mm Height: 480–3,000 mm
<b>MAXIMUM SHADE WEIGHT</b>	<b>MAXIMUM SHADE WEIGHT</b>	<b>MAXIMUM SHADE WEIGHT</b>		<b>MAXIMUM SHADE WEIGHT</b>
5 kg *Including sewing materials.	Up to 8 kg in total of 2 shades *Including sewing materials.	8 kg *Including sewing materials.		5 kg *Including sewing materials.
 <p>Easy and simple operation with one hand functioning the built-in Clutch.</p> <ul style="list-style-type: none"> <li>The built-in Speed Controller prevents the screen from swooping down.</li> <li>A simple one-touch operation lowers the shade. The shade slowly lowers by itself to the lowest position.</li> </ul>	 <p>Creaty Twin headrail allows to install two layers of Roman shades for one window.</p>	 <p>Operates lightly with the built-in Gear. Lowering is simple: When the operator's hand pulls the ball chain, the shade falls by the same distance.</p>		<p><b>INSTALLATION DETAIL</b></p> 

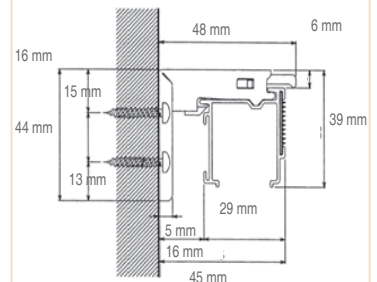


### Corner Joint



Available right or left corner joint to link several sections of Creaty rails to be operated as one track with one chain.

An ideal solution for bay windows or curved /segmented windows.



## ATF35 - RS



The Alef Residences  
Sales Center, Dubai

## ATF45 - RS



Chez Tomo Ginza, Tokyo

## SUPER LIBERTA



Inubousaki Taiyounosato  
Resort, Japan

### MOTORIZED ROMAN BLIND

Compact motorized Roman blind.

Unlike other common products, all components are designed and supplied by TOSO to ensure perfect compatibility.

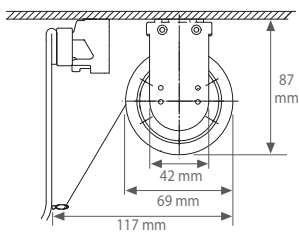
Quiet operation of tubular motor.

Extra-strong Velcro (mushroom type) for durable attachment of heavy blinds.

#### ALLOWABLE SPECIFICATIONS

Max Screen Wt.	Width	Height	Bendable
6 kg	0.7 - 2.0 m	0.60 - 3.0 m	No

#### INSTALLATION DETAIL



### LARGE ROMAN BLIND

Suitable for Roman blinds with large dimensions or heavy weight.

Unlike other common products, all components are designed and supplied by TOSO to ensure perfect compatibility.

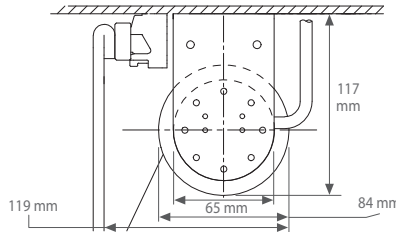
Quiet operation of tubular motor.

Extra-strong Velcro (mushroom type) for durable attachment of heavy blinds.

#### ALLOWABLE SPECIFICATIONS

Max Screen Wt.	Width	Height	Bendable
8 Kg	0.85 - 4.5 m	0.60 - 4.0 m	No

#### INSTALLATION DETAIL



### EXTRA LARGE ROMAN BLIND

Outstanding Roman track that can operate massive blinds up to 10m wide x 9m high.

Synchronous motor allows blinds of different dimensions to have uniform speed and alignment.

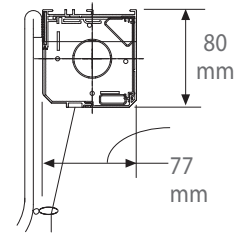
Neat and compact aluminium track encloses motor, controller, and complete mechanism.

#### ALLOWABLE SPECIFICATIONS

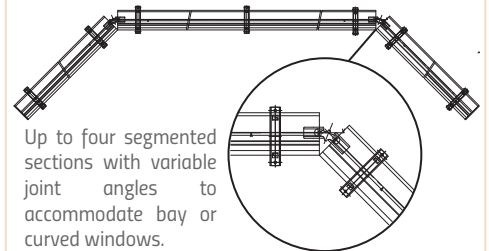
Roman Style	Product Width	Product Height
Plain	1.0 to 10.0 m	1.0 to 9.0 m
Sharp (with rods)	1.0 to 8.4 m	1.0 to 6.0 m

Bendable: YES

Max Screen Wt: 15kg




#### SEGMENTED TRACK DETAIL



One Palm by Omniyat, Dubai




Grand Hyatt, Jakarta



One Palm by Omniyat, Dubai

MYTEC 01



Dental College, MBRU, Dubai



Ti - 1029 B



Al Noor Training Center, Dubai



FORTE LOOP



Private Residence, Dubai



SPRING ASSISTED ROLLER BLIND



Chain Drive

Light and smooth operation thanks to its built-in spring assisted mechanism.

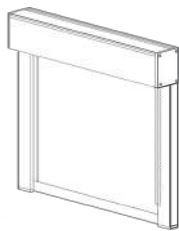
Set-bar type allows quick and efficient installation.



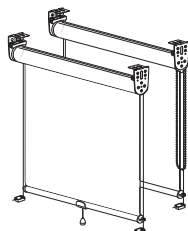
Spring Drive (Chainless)

Equipped with speed controller that prevents blind from opening rapidly. Optional Stopper allows user to set open limit position of blind.

OPTIONS



Blackout System with Blind Box & Side Channels



Guide Wire Type

ALLOWABLE SPECIFICATIONS

Max Screen Weight	3.7 kg
Product Width	0.3m to 2.7m
Product Height	0.1m to 3.0m
Ratio (W:H)	1:3 limit

BASIC ROLLER BLIND



Basic roller blind with no spring-assisted mechanism; yet with the reliability of TOSO products.

Side bracket type provides minimal installation detail.

Available option of stainless-steel chain.

SAFETY CLIP FOR BALL CHAIN



Safety clip to attach ball chain of roller or Roman blinds.

Complies with global child safety requirements.

Transparent to blend with any wall or window finish.

Made of UV-stabilized durable plastic.

ALLOWABLE SPECIFICATIONS

Max Screen Weight	2.7 kg
Product Width	0.3m to 2m
Product Height	0.3m to 3m
Ratio (W:H)	1:3 limit

LARGE SIZE ROLLER BLIND

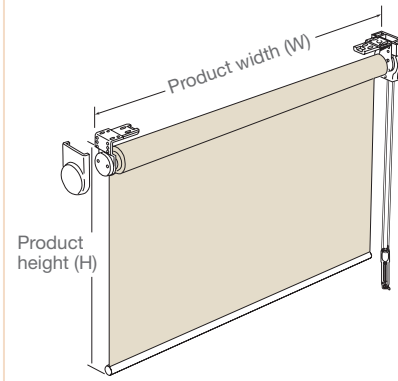
Spring-assisted roller blind that allows smooth and light operation of extra-large blinds.

Available with three sizes of roller pipes (40, 50, and 60mm) to accommodate various blind dimensions and ratios.

5mm diameter anti-bacterial operation cord is softer than ball chains.

Available with optional guide-wire and blackout side channels.

SCHEMATIC DRAWING



ALLOWABLE SPECIFICATIONS (RB60)

Max Screen Weight	5.76 kg
Product Width	0.8 to 3.0 m
Product Height	0.5 to 5.0 m
Ratio (W:H)	1:5 limit



Ibis One Central, Dubai



Al Sharq Hospital, Fujairah



Private Residence, Dubai



## ATF35 - RB



Al Bahr Towers (ADIC), Abu Dhabi

## ATF45 - RB



Hyatt Place Baniyas, Dubai

## MYTEC AT



Dubai Government Boardroom

### COMPACT MOTORIZED ROLLER BLIND



Compact motorized roller blind fit for wide variety of residential and commercial requirement.

Available in two installation options: Side Bracket Type and an easy-to-install / pre-assembled Set Bar Type.

Available with blackout components: blind box, side channels, and light sealing bottom bar.

Quiet operation with TOSO ATF35 tubular motor.

#### ALLOWABLE SPECIFICATIONS

Max Width	Max Height	Fabric Specifications
2.0 m 2.2 m	5.0 m 3.0 m	500 g/m <sup>2</sup> 0.5mm Thick

### LARGE MOTORIZED ROLLER BLIND



High-torque yet quiet motor suitable for large and high windows.

Blackout option is available with side channels and light sealing bottom bar.

Available guide wires for extra-large blinds.

Can be customized to accommodate extra-large blinds -even larger than below specs. Please contact your dealer for further details.

#### ALLOWABLE SPECIFICATIONS

Max Width	Max Height	Fabric Specifications
2.7 m 2.9m	7.0 m 5.0 m	500 g/m <sup>2</sup> 0.5mm Thick

### SYNCHRONOUS ROLLER BLIND



Motorized roller blind with ultra-quiet operation.

Synchronous drive allows blinds of different sizes to have uniform speed and alignment.

Ecological: power consumption is just 9 Watt.

Minimal gap between fabric edge and main body (14 mm per side).

Controller unit and infra-red receiver are integrated in blind hardware.

#### ALLOWABLE SPECIFICATIONS

Width	Height	Ratio (W:H)
0.6 - 2.4 m	0.5 - 3.0 m	1:8 (limit)



Al Bahr Towers (ADIC), Abu Dhabi



Hyatt Place Baniyas, Dubai



Dubai Government Boardroom

## PICTURE RAIL



MB&F MAD Gallery, Dubai Mall



## UNITY MG



Novotel World Trade Center, Dubai



## INTEST ID



### ART HANGING SYSTEM

A comprehensive lineup of art and objects hanging system with various rails, hooks, and hangers.

Safe and adjustable hanging solution without drilling walls.

Hangers slide up or down to allow adjustment of object fixing height.

	Allowable Load	Product Series	Picture Rails		
Heavy-Weight Objects Art Galleries / Commercial Facilities	70 kg	G series	G-1 	G-2 	G-3 
Medium-Weight Objects Art Galleries / Commercial Facilities	30 kg	T series	T-1 	T-2N 	T-3N 
Residences	15 kg	L series	L-1 	L-3 	L-5 

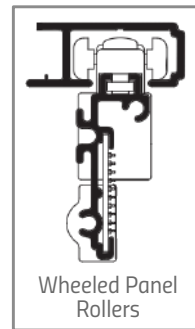
### PANEL TRACK

Available in two choices of operation: cord or wand.

Smooth operation thanks to wheeled rollers for panels.

Variety of panels configurations with one-way or two-way operation.

Up to 5m product width, and up to 6 tracks and 6 panels.



#### ALLOWABLE SPECIFICATIONS

	No. of Screen	Product Width	Maximum Panel Wt.
One Way Draw	2	0.8 - 3.5 m	1.0 Kg per panel incldg. sewing parts
	3	1.21 - 5.0 m	
Two Way Draw	4,5,6	1.51 - 5.0 m	

#### OPERATION TYPES



Cord Type

Wand Type

### MOTORIZED VENETIAN BLIND

Compact head box to fit ceiling pockets and double glazed windows.

Two separate motors for lift/lower and tilting operations allow precise control of blind position and slats tilt angle independently.

Synchronous DC motors ensure multiple blinds in one area to have uniform alignment and slat tilt angle.


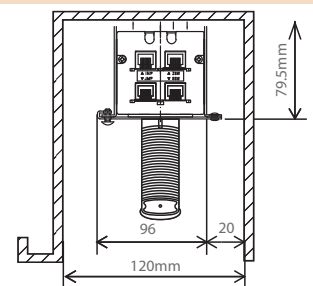
Quiet operation with built-in controller unit that allows direct integration / operation by dry-contacts.

Blind automatically stops in case it touches an obstacle during operation.

#### ALLOWABLE SPECIFICATIONS

Slat	Allowable Size (w)	Allowable Size (h)	Max Area	Min QS Area
25mm	0.8 m to 3.2 m	0.5 m to 3.0 m	5.5 sqm	2 sqm

#### INSTALLATION DETAIL



Ibis Hotel, Fujairah



Joyo Tsukuba Building, Japan



### MOTORIZED WOODEN BLIND

Two separate motors for lift/lower and tilting operations allow precise control of blind position and slats tilt angle independently.

Synchronous DC motors ensure multiple blinds in one area to have uniform alignment and slat tilt angle.

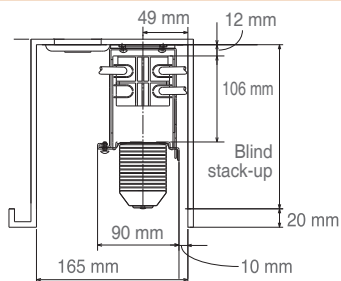
Quiet operation with built-in controller unit that allows direct integration / operation by dry-contacts.

Blind automatically stops in case it touches an obstacle during operation.

Wide variety of slat finishes and ladder tape colors.

ALLOWABLE SPECIFICATIONS	
Product	Venewood AT 50 T / 50 Ladder Tape / Cord Type
Slat Width	50 mm
Product Width	1.0 - 2.40 m
Product Height	0.5 - 2.96 m
Maximum Area	6 m <sup>2</sup>

#### INSTALLATION DETAIL



The Leela Ambience Gurgaon Hotel, India

### VENETIAN BLIND


VeneAlu offers open-and-close and tilting operations with one control wand.

Unique cord lock mechanism allows operation at any angle.


Wide range of slat colors including photocatalyst and heat shielding slats.

ALLOWABLE SIZE			
Products	Product Width	Product Height	Max Area
VENEALU 15	0.28m - 2.5m	0.11m - 2.5m	5 m <sup>2</sup>
VENEALU 25	0.28m - 3m	0.11m - 5m	7 m <sup>2</sup>


The reversible mono-command wand can be switched from one side to the other at the site by a screwdriver. Double Ladder Cords prevent slats from sticking to each other in high humidity. This makes the blind smooth to operate.



#### HEAT SHIELD SLATS



**Ordinary Slats TB-838**  
Ordinary slats absorb and radiate solar heat - as indicated by infrared photos.



**Insulated Slats TB-094**  
Insulated slats reflect infrared light much more than ordinary slats, which helps reduce the influx of solar heat.



### LARGE VENETIAN BLIND

Mono-command cord operation.

Suitable for large or tall windows; having light and smooth operation that maintains alignment of slats.

Wide range of slats including photo-catalyst and heat-shielding slats.


ALLOWABLE SIZE			
Products	Product Width	Product Height	Max Area
New Spacy	0.64 - 4.0m	0.12 - 4.5m	9 m <sup>2</sup>

#### SPACY 35 BLACKOUT



Slats overlap considerably with special ladder tape. Headbox is covered by slats to block light. Option: Side Guide Rails

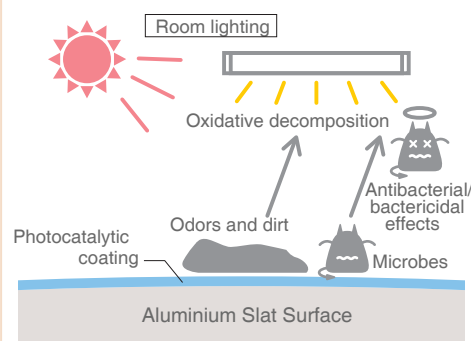
#### NEW SPACY TOUCH



Automatically closes the blind by pulling the cord about 40cm in downward direction. And it features safety stop in case it touches an obstacle while closing automatically.

#### PHOTO-CATALYST SLATS

Uses light energy to decompose microbes, dirt, and odor. This V-CAT technology was developed by Toyota Central R&D Labs.



# SHIORI



# DUAL & GRANTE



# VISIC



## PLEATED BLINDS

Shiori pleated blinds lineup combines an exquisite range of fabrics with multiple types of operation mechanisms. Options include single or twin fabrics, one-touch chain operation (semi-automatic), and cordless types.

More than 200 tastefully selected fabrics - including some non-woven fabrics with washi look -Japanese hand-made paper.

### SHIORI 25

	Product	WIDTH	HEIGHT
TWIN STYLE	One Chain	39 - 200cm	30 - 300cm
	Chain & Cord	38 - 200cm	30 - 300cm
	Cord	24 - 200cm	30 - 300cm
	Cordless	49.5 - 200cm	30 - 200cm
SINGLE STYLE	Chain	33 - 300cm	30 - 300cm
	Cord	24 - 200cm	30 - 300cm
	Cordless	24 - 200cm	30 - 200cm



Ecosia Blinds

### ECOSIA (Honeycomb Structure)

	Product	WIDTH	HEIGHT
TWIN	One Chain	39 - 200cm	30 - 300cm
	Chain & Cord	38 - 200cm	30 - 300cm
	Cord	24 - 200cm	30 - 300cm
SINGLE	Chain	33 - 300cm	30 - 300cm
	Cord	24 - 200cm	30 - 300cm



Shiori Blinds

## VERTICAL BLINDS

TOSO vertical blinds have smooth operation thanks to their efficient rollers and mechanism. Dual Shape features laser-cut edges of louvers that create intriguing light patterns. While Dual Seez is ornamented with laser-cut patterns into fabric louvers.

Grante is designed for extra-large dimensions, as well as curved vertical blinds.



Grante Large / Curved Vertical Blinds

### ALLOWABLE SPECIFICATIONS

Specification	Grante 100 Two-way	Dual Dual Overlap
Product Width	0.39m to 6m	0.3m to 5m
Product Height	0.5m to 6m	0.5m to 6m
Maximum Area	12 m <sup>2</sup>	12 m <sup>2</sup>
Track Color	Standard: White Option: Brown	Standard: White Option: Brown



Dual Blinds with Combination Slats

## VISIC

Visic roller blind has dual layers of striped fabric that allows control of transmitted light and privacy.

Besides its elegant headrail, Visic Decora features minimal gap between the two fabric layers for enhanced control on light and privacy. In addition, it allows precise control of the stripes at any position, thanks to its dual roller pipes.



Visic Light Blinds

### ALLOWABLE SPECIFICATIONS

Product	Product Width	Product Height	Ratio Limit W:H
Visic Light	0.3 - 2.0m	0.3 - 2.8m	1:8
Visic Decora	0.3 - 2.0m	0.3 - 2.4m	1.8
Visic Decora Vertical	0.4 - 2.0m	0.3 - 2.4m	1:3
Visic Komado	0.1 - 1.2m	0.1 - 2.4m	1:10
Lacouche	0.3 - 2.0m	0.3 - 2.4m	1:5



Lacouche Blinds

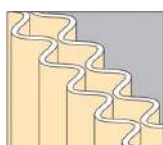
# CLOZA



# WOOD BLIND



## ACCORDION DOOR



Accordion doors offer an efficient way to divide space. They are made of sturdy pantograph-shaped framework, and sandwiched in between reinforced vinyl.

Smooth and light operation is ensured by heavy-duty aluminium track and wheeled rollers.

### CLOZA EXCEL



High-grade type, with larger possible door height and more options.

### CLOZA LIGHT



Standard type, with smooth and light operation.

### DIMENSIONS & COLOR OPTIONS

	CLOZA EXCEL	CLOZA LIGHT
Allowable Size	Wt. 0.55 - 5.0 m Ht. 0.61 - 3.2 m	Wt. 0.60 - 3.0 m Ht. 1.61 - 2.4 m
Available Colors	66 color	61 color
Track & Handle Colors	White Platinum Gray Dark Bronze	White Platinum Gray








### PANEL DOOR

Panel doors offer elegant wooden-look that operates smoothly and requires minimal stack-up space when opened.



Panel Door

## DESIGN-ENABLED WOODEN VENETIAN BLINDS

PRODUCT SERIES	SLAT WIDTH/ COLORS
 <b>Venewood Standard</b> Natural solid wooden blind with a wide range of finishes and options of ladder tapes or ladder cords.	50 mm 16 Colors
 <b>Venewood Paulownia</b> The natural look of Paulownia wood that offers lighter weight for an even smoother operation.	50 mm 2 Colors
 <b>Venewood Earth</b> Wooden slats with natural knots for a stylish raw wood look.	50 mm 1 Color
 <b>Venewood Vintage</b> Distressed finish of wood slats expands the choices to complement interior schemes.	50 mm 6 Colors
 <b>Venewood Wave</b> Exclusive wave-cut solid wood slats provide interesting surface and intriguing light patterns.	Two Types of Wave Slats 12 colors
 <b>Water Resistant/FR</b> Made of special resin with homogeneous wood look, slats are water-resistant and flame-retardant.	50 mm 4 Colors
 <b>Colt Wood Blinds</b> An economical range of wooden blind with basic colors -yet maintaining the same quality standard.	50 mm 9 Colors

With a wide selection of materials and finishes, blinds can be designed to complement any interior project.


### Mono-Command Gear Mechanism



Unique 1:5 gear mechanism provides effortless operation with only 20% of blind weight. In addition, operation cord can be easily changed between right and left side of the blind.

### One-touch Control



Automatically closes the blind when cord is pulled about 40cm in the downward direction. The blind can be stopped at any position by pulling the other side of the rope.



About 40cm

### Obstacle-Stop

While a One-touch DesignBlind is automatically closing, this feature stops the blind in case it hits an obstacle.



Manzil Downtown Dubai

NEXTY



GRACE NOVA 19



LEGATO GRAN



CRAST 19



CURTAIN TIE BACKS



LEBRAN 22



GRACE FINO 19



ELEGANTE 20



LINEAGE



CLASSICO 28



GRACE 11



TRIMMINGS



An exquisite collection of decorative curtain poles and rails finely-crafted with timeless designs, trendy finishes, and intricate details.

Some of the rails are functional as well - with smooth-running rollers, magnetic carriers, and splices to assemble large lengths.

CURTAIN HOOKS



ART SMITH II




WOODY REGIOS 25



NEW ROLET 25



COORDY 19



Return Magnet Curtain Clip



Provides a neat return of curtains.

Available with a tieback hook option for enhanced child safety.



CLASSICO GOLD 28



CORTINA



LEGATO SQUARE



GRACE 16



WOODY 28



TOSO

---

# TOSO

TOSO COMPANY LIMITED  
1-4-9 Shinkawa, Chuo-ku,  
Tokyo 104-0033, Japan



[www.toso.com](http://www.toso.com)



Distributed by:

